

# Outparcel to New Costco Under Construction

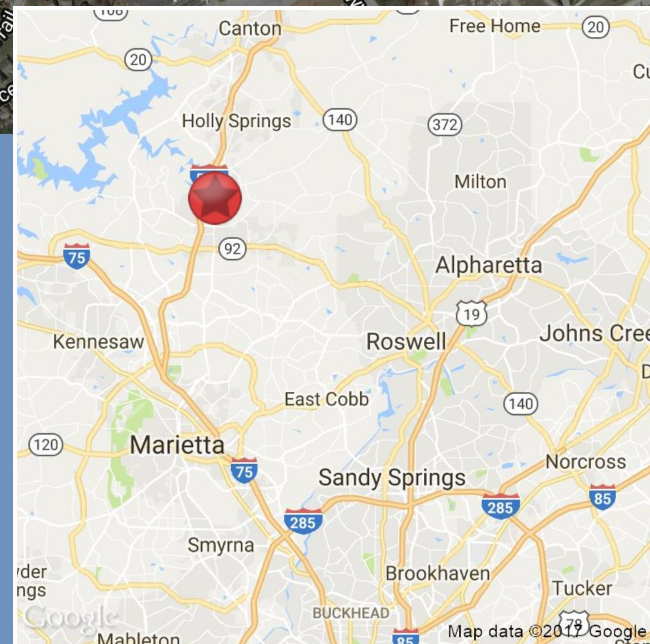
## Ridgewalk Pkwy & Ridge Trail - Woodstock, GA



## Two Outparcel Buildings For Lease 4,560 sf Available

Demographics:	1 Mile	3 Mile	5 Mile
Total Population	4,268	53,771	150,756
Average HH Income	\$92,793	\$103,069	\$104,956
Median Age	36.7	37.5	37.3
Daytime Employment	3,279	21,197	39,256

Traffic Counts: +/- 97,600 I-575

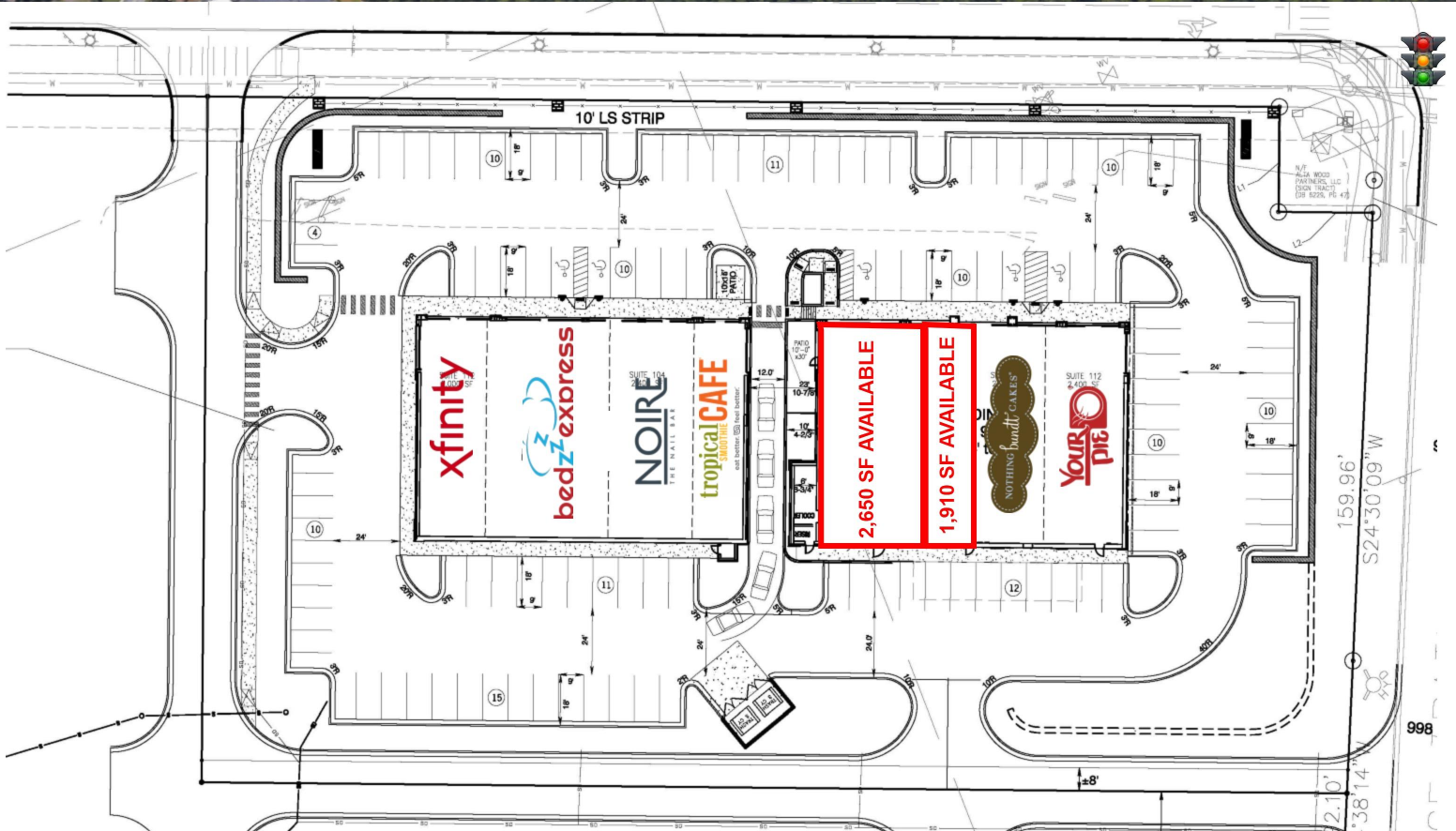


**Brad Westbrook**  
brad@westbrookre.com  
404.643.2441



# Outparcel to New Costco Under Construction

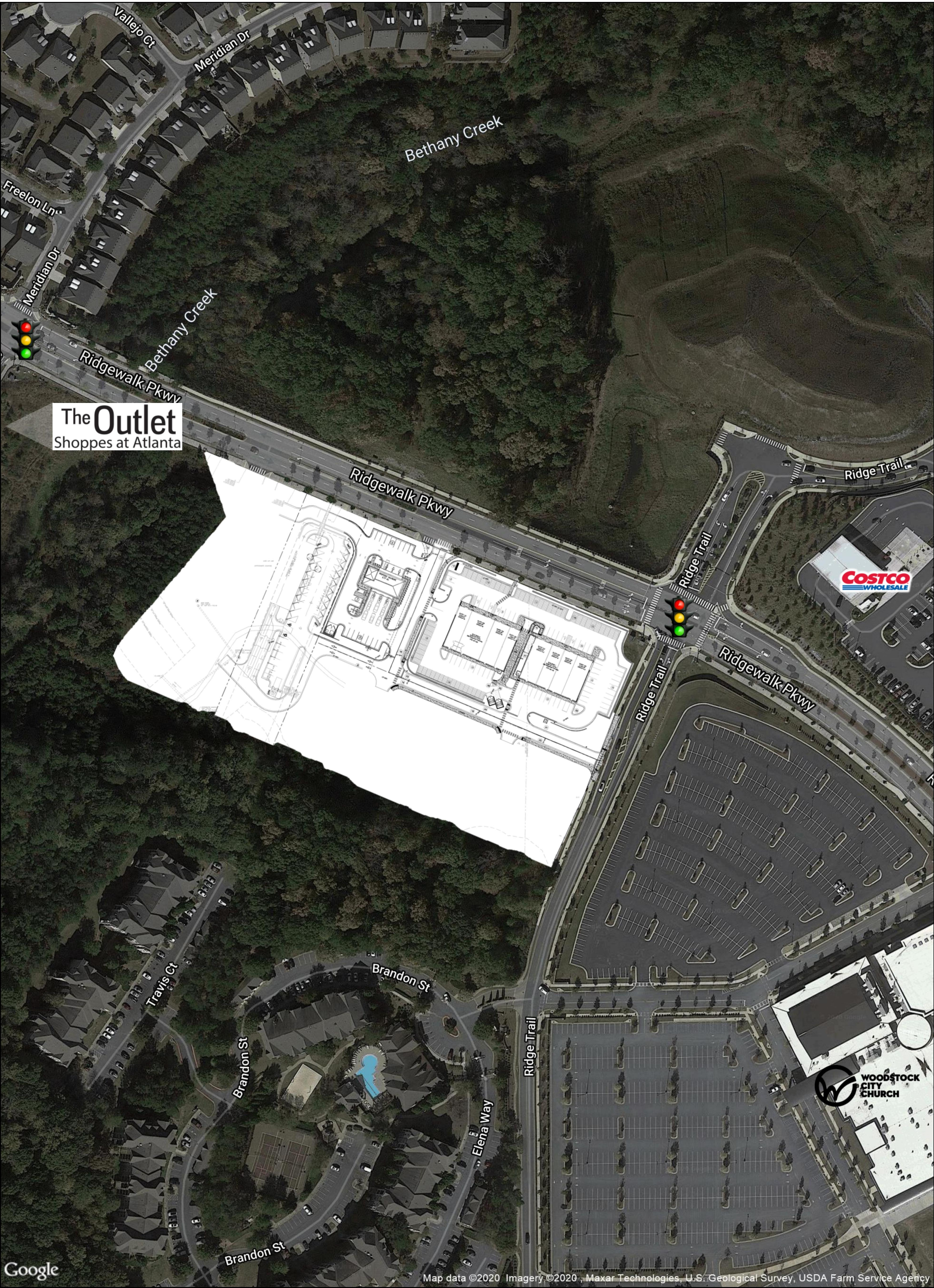
Ridgewalk Pkwy & Ridge Trail - Woodstock, GA



- 4,560 sf Available
- Q4 2020 Tenant Delivery
- New Costco now open
- Lighted entrance to Costco
- Directly adjacent to Woodstock City Church Average Attendance: 7,000
- 3% Annual Population Growth in Cherokee County

**Brad Westbrook**  
brad@westbrookre.com  
404.643.2441





Logos are for identification purposes only and may be trademarks of their respective companies.



July 2020



# SUMMARY PROFILE

2000-2010 Census, 2019 Estimates with 2024 Projections

Calculated using Weighted Block Centroid from Block Groups

Lat/Lon: 34.1203/-84.5184

RS1

34.12026 -84.518441

		1 mi radius	3 mi radius	5 mi radius
POPULATION	2019 Estimated Population	4,268	53,771	150,756
	2024 Projected Population	4,807	60,572	167,554
	2010 Census Population	2,715	43,822	129,090
	2000 Census Population	1,108	33,354	100,542
	Projected Annual Growth 2019 to 2024	2.5%	2.5%	2.2%
	Historical Annual Growth 2000 to 2019	15.0%	3.2%	2.6%
	2019 Median Age	36.7	37.5	37.3
HOUSEHOLDS	2019 Estimated Households	1,699	20,105	55,132
	2024 Projected Households	1,843	21,840	59,554
	2010 Census Households	1,106	15,928	46,105
	2000 Census Households	396	11,620	34,543
	Projected Annual Growth 2019 to 2024	1.7%	1.7%	1.6%
	Historical Annual Growth 2000 to 2019	17.3%	3.8%	3.1%
RACE AND ETHNICITY	2019 Estimated White	80.0%	82.1%	80.0%
	2019 Estimated Black or African American	10.9%	8.8%	10.2%
	2019 Estimated Asian or Pacific Islander	1.7%	2.4%	3.2%
	2019 Estimated American Indian or Native Alaskan	0.4%	0.3%	0.3%
	2019 Estimated Other Races	7.1%	6.4%	6.3%
	2019 Estimated Hispanic	14.4%	11.2%	11.4%
INCOME	2019 Estimated Average Household Income	\$92,793	\$103,069	\$104,956
	2019 Estimated Median Household Income	\$77,674	\$86,579	\$88,107
	2019 Estimated Per Capita Income	\$37,040	\$38,554	\$38,390
EDUCATION (AGE 25+)	2019 Estimated Elementary (Grade Level 0 to 8)	2.2%	2.0%	2.0%
	2019 Estimated Some High School (Grade Level 9 to 11)	7.9%	4.4%	4.5%
	2019 Estimated High School Graduate	22.0%	20.4%	22.8%
	2019 Estimated Some College	26.1%	23.0%	21.9%
	2019 Estimated Associates Degree Only	8.9%	8.0%	7.9%
	2019 Estimated Bachelors Degree Only	22.8%	28.4%	27.9%
	2019 Estimated Graduate Degree	10.0%	13.8%	13.1%
BUSINESS	2019 Estimated Total Businesses	319	2,825	5,471
	2019 Estimated Total Employees	3,279	21,197	39,256
	2019 Estimated Employee Population per Business	10.3	7.5	7.2
	2019 Estimated Residential Population per Business	13.4	19.0	27.6

This report was produced using data from private and government sources deemed to be reliable. The information herein is provided without representation or warranty.